


CHANNEL 4

Indoor LED fixture for ambient lighting & Special effects.

This ground-breaking fixture, equipped with new materials, latest-generation LEDs and advanced design, ensures high performance, simple modularity and reliability. With its patented lens holder system, the **Channel 4** allows for different led mounting capable of answering to any design and budget needs.



Channel 4 is a highly customized fixture with options of:

- Color Temp : 2200-6500K and any color combination desired by the designers (RGB/RGBW/DW.....)
- Number of Led's per Meter : 8/12/18/24
- Choice of 1,2,3 or 4 channels

Channel 4 can be controlled by d-led's Multichannel Led Drivers or any third-party current driver and with **CURRENT SPLITTER** for long runs of up to 12.25 meters from one driver

Channel 4 features thermal management system, which keeps fixture working while regulating temp back to ideal. With smooth, elegant and simple design, **Channel 4** is suitable for both hidden and visible installation.



	CRI		lm	lm/w				
IP 40	70-90 CRI	50W Meter	5520lm/M	111lm/w	6° -47° /OVAL	2700 - 6500K	RGB/RGBW/DW	RAL / Anodize

OUTPUT

LED System	High power Luxeon Rebel ES / Luxeon TX / Luxeon Z ES
Intensity	5520 lm per 100cm / CRI 80 / 4000K / 700mA
Channel Range	1 / 2 / 3 / 4 Channel
Color Range	2700K / 3000K / 3500K / 4000K / 5000K / 5700K / RGB / RGBA / Custom
Optical System	8° / 12° / 14° / 21° / 26° / 30 / 36° / 47° /Oval : 47X12° / 12X47° / 46X10° / 47X10°

ELECTRICAL

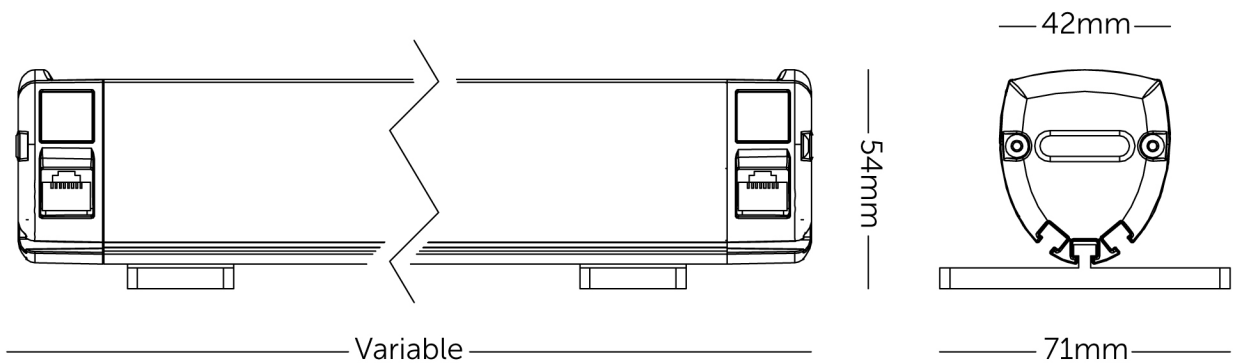
Control	DMX 512 / Constant current driver by DLED / Third Party Led Driver / Current Splitter
Input Voltage	48V
Consumption	Max. 101W with 48 LEDs
Max LED's	48 LEDs
Efficiency LM/W	111 lm/w @ 700mA
Connection	1.5m CAT 5, 24 AWG

ENVIRONMENTAL

IP Rating	IP 40
Working Temp.	-18°C ~ 40°C / 0°F ~ 104°F
Storage Temp.	-18°C ~ 40°C / 0°F ~ 104°F

PHYSICAL

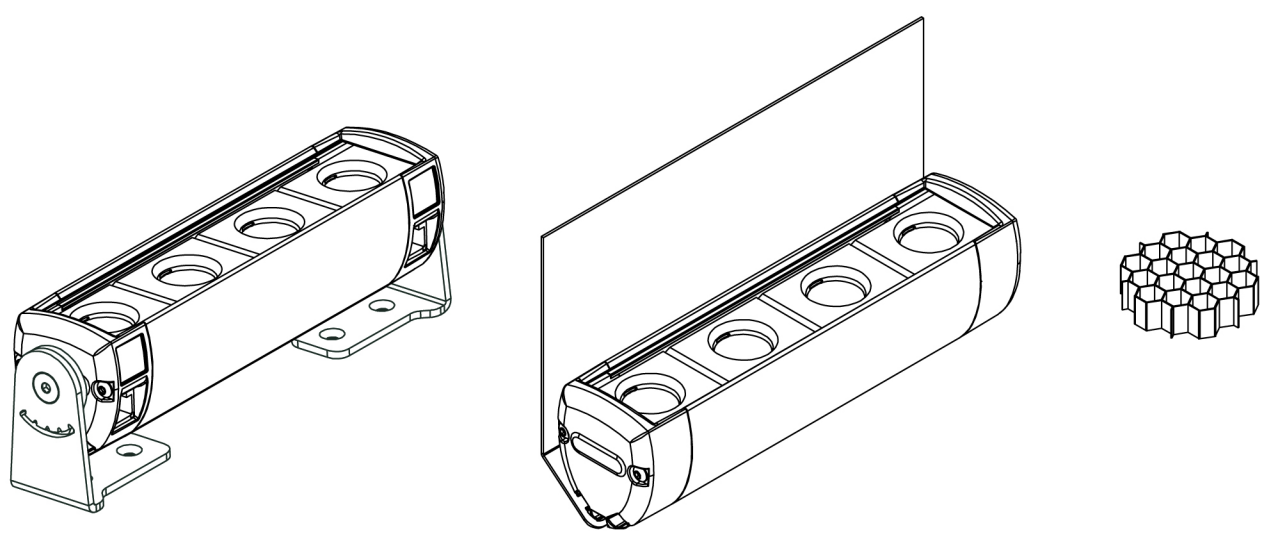
Size	Variable * H45mm * W42mm
Housing	Anodize Aluminum , PC caps, UV protected clear Acrylic cover



FIXTURE LENGTH

Fixture Length	Number of LEDs				
	4CH	3CH	3/4CH	2/4CH	3/6CH
171mm	4	⊗	3	2	⊗
337mm	8	⊗	6	4	⊗
503mm	12	12	9	6	6
669mm	16	⊗	12	8	⊗
835mm	20	⊗	15	10	⊗
1001mm	24	24	18	12	12
1167mm	28	⊗	21	14	⊗
1332mm	32	⊗	24	16	⊗
1499mm	36	36	⊗	18	18
1665mm	40	⊗	⊗	20	⊗
1800mm	44	⊗	⊗	22	⊗
2000mm	48	⊗	⊗	24	⊗

ACCESSORIES



Adjustable bracket

Light Cover

Honeycomb

PINOUT

Pin	Wire Color	Polarity	3 CH	4 CH
1	W/Geen		R+	R+
2	Green		R-	R-
3	W/Orange		NTC	W+
4	Blue		G-	G-
5	W/Blue		G+	G+
6	Orange		NTC	W-
7	W/Brown		B+	B+
8	Brown		B-	B-

